

KEEP YOUR
MONEY IN A SAFE PLACE.

LIKE UNDER THE HOOD.




Here's some investment advice that's sure to keep paying off for years down the line: For medium-duty applications, choose International® DT 466 and DT 530 engines.

Through equal parts sophisticated technology and plain common sense, International DT 466 and DT 530 engines deliver performance, reliability, durability and low cost of ownership.

Replacing weight with strength, these engines pack the power of comparably rated engines weighing hundreds of pounds more. Innovations include a common bore design and large intake valves for improved airflow, short stroke for lower piston speed and optimized power cylinder, crankcase and crankshaft.

The bottom line: more satisfied owners, drivers and maintainers.



ENGINES THAT KEEP YOUR BUSINESS RUNNING ON ALL CYLINDERS.

The International DT 466 standard-torque models feature ratings from 195 to 230 hp and peak torque from 520 to 620 lb-ft and are available with economy drivelines. The DT 466 high-torque models provide additional torque for tougher applications that require pulling away from loading docks and traveling on upgrades while carrying heavy loads. Available ratings from 215 to 250 hp and 620 to 800 lb-ft of torque. The International DT 530 brings rugged performance to tough work environments. The engine features ratings from 275 to 330 hp and 800 to 950 lb-ft of torque.

The kind of response drivers respond to.

The proven electro-hydraulic fuel system incorporates International Split-Shot™ injection for quicker starts, quieter idling and reduced emissions. Drivetrain performance is maximized by Intuitive Shift™ transmission interface that matches transmission shift points with engine power curves for smoother operation and increased performance, reliability and fuel economy.

A wide range of operating power and driveability are maximized through “better-breathing” components that increase airflow for unmatched performance.

Technology that serves technicians.

Uptime is increased with extended maintenance intervals that are synchronized to the 15,000-mile (24,140 km) oil change intervals. Standard extended-life coolant pushes change intervals to 300,000 miles (482,803 km).


The International® Diamond Logic™ Electronic-Control System monitors hundreds of operational parameters to achieve maximum performance and fuel economy while minimizing downtime and reducing emissions. Programmable controls include road speed limiting, cruise control, engine warning protection and direct control of engine speed in PTO operations. The system constantly logs operational events and run time data to communicate fully with the EZ-Tech™ service computer for accurate, fast and efficient diagnostics.

The benefits of ownership.

By offering more horsepower and torque without adding unneeded weight, International engines deliver bigger payloads.

The electro-hydraulic fuel system delivers more miles to the gallon, while superior reliability and durability mean more uptime and longer life.

The engines are backed by a standard 3-year/150,000-mile (240,000 km) warranty.



Ductile Iron Rocker Arms

Designed for matchless durability, increased-diameter rocker shaft increases load-carrying capability.

Crankcase

Fully skirted, cast iron. Computer modeling has been used to strategically strengthen and widen bulkheads and bearing caps, assuring even load distribution to extend life.

Crankshaft

Forged of steel and induction-hardened journals and fillets. Wider bearing surface areas distribute load efficiently, and new crankshaft seals with dust eliminators provide durable protection for long life.

“Teepee” Design Connecting Rod

Heavy-duty rod design incorporates angle split and wider bearings to reduce shock and stress for added life.

Optimized Cylinder Head Coolant Flow

Enhanced design of extended-life coolant-compatible cylinder head directs flow and maximizes cooling for long valve and power cylinder life.

Wet-Sleeve Design

Heavy-duty long-life wet-sleeve design allows for economical engine rebuild in chassis.

Piston Rings

Premium keystone-style plasma-coated top ring provides superior sealing even during tough duty cycles, extending the life of the power cylinder.

Intermediate ring and oil ring provide lower oil consumption, helping to extend maintenance intervals.

Aluminum Piston

Shorter stroke and increased piston bore size reduce piston speed, extending life by minimizing wear. Heavy-duty steel piston pin is 8% longer for higher load capacity. Two-piece forged steel crown piston used in 300 hp and above models.

Piston Cooling Jets

Lower piston and ring temperatures result in lower thermal stresses and longer life. Targeted oil distribution through high-volume jets increases flow by 43%.

Replaceable Valve Seat Inserts

Hardened inserts add durability and “second” engine life capability during rebuild.

Preventive Maintenance Schedule

SERVICE	INTERVAL
Change engine oil & filter (30-qt [28.4 L] capacity)*	Up to 15,000 mi (24,140 km) / 550 hrs (depending on duty cycle)
Change engine oil & filter (28-qt [26.5 L] capacity)**	Up to 13,000 mi (20,921 km) / 500 hrs (depending on duty cycle)
Replace engine fuel filter	30,000 mi (48,280 km) / 1,100 hrs
Replace engine water filter	0 0 0
Replace antifreeze***	300,000 mi (482,800 km) / 11,000 hrs

* Less than 7 mpg (2,100 gallons [7,949 L] of fuel). See operator's manual.

** Less than 7 mpg (1,900 gallons [7,192 L] of fuel). See operator's manual.

*** Add extender @ 150,000 mi (24,140 km) / 6,000 hrs / 2.5 yrs.

International DT 466 Specifications

Engine Type	Diesel, 4-Cycle
Configuration	In-Line 6-Cylinder
Displacement	466 cu in (7.6 L)
Bore and Stroke	4.59 in x 4.68 in (116.5 mm x 118.9 mm)
Compression Ratio	16.4:1
Aspiration	Turbocharged with Wastegate* and Air-to-Air Intercooled
Governed Speed Std. Trq. / High Trq.	2600 rpm/2400 rpm
Combustion System	Direct Injection
Cooling System Capacity (engine only)	13.5 U.S. qt (12.8 L)
Lubricating System Capacity	30 U.S. qt (28.4 L)
Total Engine Weight (dry)	1,425 lb (647 kg)
Dimensions	45.1" L x 29.3" W x 40.8" H (1146 mm x 744 mm x 1036 mm)

*Wastegate 215 hp

International DT 466 Performance Data

Rated hp	195	215	215	215	230	230	250
Rated rpm	2300	2300	2300	2300	2300	2300	2300
Gov. Spd. rpm	2600	2600	2600	2400	2600	2400	2400
Peak Torque (lb-ft)	520	540	560	620	620	660	800
Peak Torque rpm	1400	1400	1400	1400	1400	1400	1400
Peak hp	195	218	225	225	237	242	260
Peak hp rpm	2300	2200	2200	2200	2300	2100	1900
Clutch Engagement Torque @ 800 rpm	390	400	400	420	400	420	420

International DT 530 Specifications

Engine Type	Diesel, 4-Cycle
Configuration	In-Line 6-Cylinder
Displacement	530 cu in (8.7 L)
Bore and Stroke	4.59 in x 5.35 in (116.5 mm x 139.9 mm)
Compression Ratio	17.2:1
Aspiration	EVRT™ Electronically-Controlled Turbocharger and Air-to-Air Intercooled
Governed Speed	2200 rpm
Combustion System	Direct Injection
Cooling System Capacity (engine only)	13.5 U.S. qt (12.8 L)
Lubricating System Capacity	30 U.S. qt* (28.4 L)
Total Engine Weight (dry)	1,425 lb (647 kg)
Dimensions	45.1" L x 29.3" W x 40.8" H (1146 mm x 744 mm x 1036 mm)

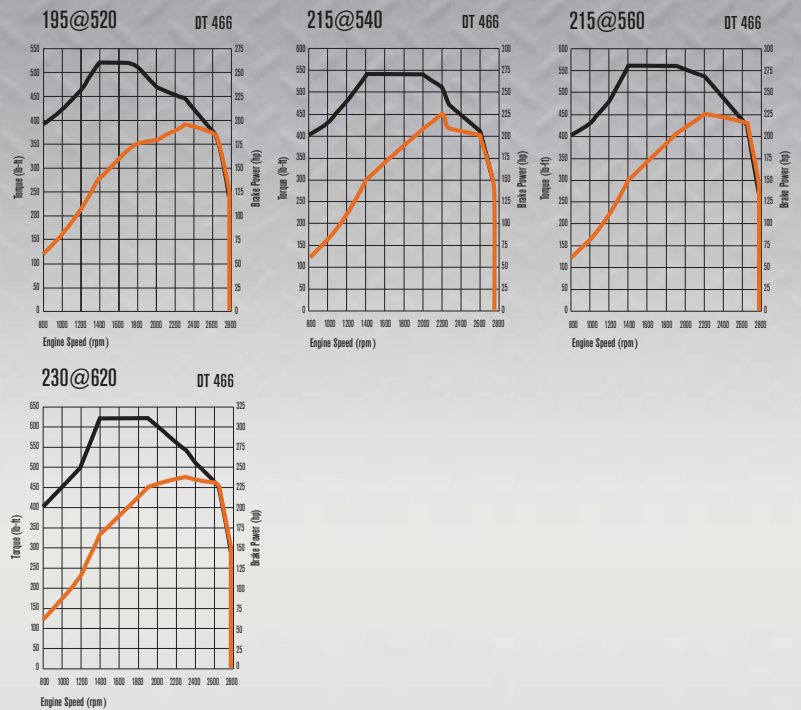
*28 qt for vehicles with front-steer drive axle

International DT 530 Performance Data

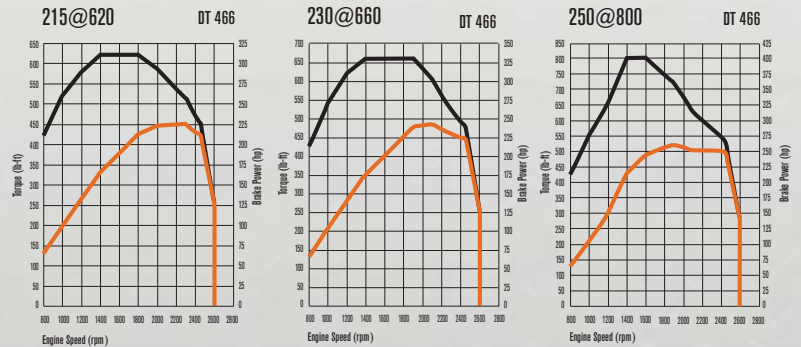
Rated hp	275	300	330*
Rated rpm	2000	2000	2000
Gov. Spd. rpm	2200	2200	2200
Peak Torque (lb-ft)	800	950	950
Peak Torque rpm	1200	1200	1200
Peak hp	285	310	330
Peak hp rpm	2000	2000	2000
Clutch Engagement Torque @ 800 rpm	575	575	575

*Emergency vehicle ratings

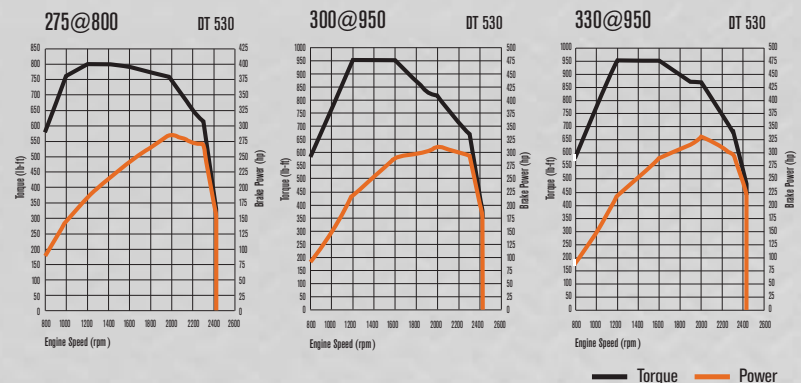
International DT 466 Performance Standard-Torque Ratings



International DT 466 Performance High-Torque Ratings



International DT 530 Performance



For more information on the International DT 466 or International DT 530, visit our web site at www.InternationalDelivers.com or see your International dealer.

THE BRILLIANCE OF COMMON SENSE.™

Specifications, descriptions and illustrative material in this literature are as accurate as known at time of publication, but are subject to change without notice. Illustrations may include optional equipment and accessories, and may not include all standard equipment. THE BRILLIANCE OF COMMON SENSE, EVRT, Split-Shot, Intuitive Shift, Diamond Logic and EZ-Tech are trademarks of International Truck and Engine Corporation. International and the International Diamond logo are registered trademarks of International Truck and Engine Corporation.